


Spelling Activities Here are some additional spelling games and activities to help you to learn your spellings at home this half term.

### Create your own spelling cards

**Build your spelling words** in a range of ways. Can you use playdough, counters, beads, magnetic letters, building blocks?



**Write your spelling words.** Write them with a pencil, in chalk, in different colour pens, in paint, in the mud in the garden, on the ground.



**Word Detective.** Find the words in your reading books, in your books at home, in the newspaper, in a magazine, on a leaflet, on a cereal box!



**Play Spelling Bingo.** Each player chooses 3-4 words to write on a piece of paper. Put all of the word cards into a hat/pot/bag. Your child picks out a word at a time to read aloud. Any player who has the word puts a counter/bead/stone on it. The first person to cover all of their words shouts BINGO!




**Look, Cover, Write, Check.** Your child looks first, hides the word, has a go at writing it and then checks it to see if it is correct.




**Have a treasure hunt.** Hide the words around the house or garden. When you find them, can you read the words?



**Buried Treasure.** Write your words on card/paper/pebbles/bottle tops. Bury them in a tray of sand, soil, rice, shredded paper. See if you can find the 'treasure' and spell out each word you find.



**Painting Words.** Do exactly that with a paintbrush. The clean way of doing it is a clean paintbrush and a bucket of water. Write your words in water on the patio/driveway/garden path.




**Fly Swat Words.** Write your words on paper/card. Spread them out and either shout out a word for your child to splat or get them to splat a word and then read it to you.



Rainbow

Writing




Practise your spelling words by writing your words in each colour along the lines in the rainbow.

Here is a blank to print out. Write in your spellings each week.

If you don't have a printer then you could draw your own rainbow!

Handwriting and Spelling Practise

Write each word neatly along each line as many times as you can fit it in.



Handwriting practice lines consisting of two columns of dashed lines. The left column has five green dashed lines, and the right column has five orange dashed lines.

Choose some of the words to write in your own sentences.

Five solid blue horizontal lines for writing sentences.

# Word BINGO!

Create a set of cards with this week's spellings or any other spellings you find tricky. Each player chooses 4 words from the collection to write on their paper (you could increase this to larger number of words if you like). Once each player has written their words turn all of the set of cards upside down. Alternatively, the cards could go face down in a pile or could go inside a hat or bag. Choose one word at a time. If a player has the word they can tick it off/place a counter on it. The first person to tick off all of their words shouts BINGO! They are the winner.

said	the
was	you




Year 1 Common Exception Words

the

his

go

ask

a

has

so

friend

do

I

by

school

to

you

my

put

today

your

here

push

of

they

there

pull

said

be

where

full

says

he

love

house

are

me

come

our

were

she

some

was

we

one

is

no

once

Year 2 Common Exception Words

door

floor

poor

because

find

kind

mind

behind

child

children

wild

climb

most

only

both

old

cold

gold

hold

told

every

everybody

even

great

break

steak

pretty

beautiful

after

fast

last

past

father

class

grass

pass

plant

path

bath

hour

move

prove

improve

sure

sugar

eye

could

should

would

who

whole

any

many

clothes

busy

people

water

again

half

money

Mr

Mrs

parents

Christmas

